

# Thule Atlantis.

Generous loading space and a series of smart functions in a new, exciting design.

- Generous interior space, four sizes
- Power-Grip mounting system
- Dual-Side opening
- Loading capacity 75 kg
- TÜV and City Crash approved
- 5 year warranty

**New!**



This is a roof box with bold lines and a slender silhouette, yet very generous loading space. The lowered front and rear, the base and the spoiler on the lid are all designed for good aerodynamic properties. The new, patented Power-Grip mounting system makes mounting the box easier than ever before. Dual-Side, Dual-Force and central locking are other user-friendly features. You can choose between four different sizes, all available in the elegant silver glossy colour.



#### Power-Grip

New, patented Power-Grip solution that is pre-mounted in the box. With one hand, simply tighten the grip claws around the load carrier bars using the knobs inside the box.



#### Dual-Side

Allows you to open the box from both sides, for easy mounting, loading and unloading.



#### Dual-Force

Patented special suspension, which acts upwards when you open the cover and downwards when you close it.



#### Central locking

Patented security locks - the key can only be removed if all locking points are closed.

Discover our world. [www.thule.com](http://www.thule.com)

**THULE**  
SWEDEN

## Thule Atlantis

The new Thule Atlantis is offered in four different box sizes, all with generous loading capacity and many outstanding, user-friendly features. If you're a dedicated skier - choose one of the longer boxes. If you want to transport other gear, like bikes or a kayak alongside the roof box - choose a less wide one. If you have a small car, a shorter luggage box might be a good choice. The Thule Atlantis box family comes in the elegant silver glossy colour.

### Power-Grip

New, patented mounting system for maximum ease-of-use and safety.



Comes pre-mounted in the box, with no loose parts. The grip claws are tightened around the load bar as the knob inside the box is turned. This can be done using only one hand. The Power-Grip has a mechanism for centring itself on top of the load bar for maximum stability.

### Bold, modern lines with a practical purpose

The lid and bottom are designed for good aerodynamic properties yet generous loading space.



### Central locking

The key can only be removed if all locking points are closed.

### Hat profile



Extra steel support in the box base carrying the mounting system, giving a load capacity of 75 kg.

Want to see what all Thule roof boxes look like, mounted on your car? Use the "Thule MatchMaker" found on our website at [www.thule.com/matchmaker](http://www.thule.com/matchmaker).



Thule Atlantis 200







Thule Atlantis 600



Thule Atlantis 780



Thule Atlantis 900

				
Technical data	New! Thule Atlantis 200	New! Thule Atlantis 600	New! Thule Atlantis 780	New! Thule Atlantis 900
Size (cm)	175x82x45	190x63x41	196x78x44	235x90x46
Inner dimensions (cm)	169x76	185x55	190x73	226x85
Weight (kg)	17	16	18	26
Volume (l)	440	340	480	650
Max load (kg)	75	75	75	75
Max pairs of skis or snowboards	--	6* 4	6-8*	8 6
Mounting System 80 mm	Power-Grip	Power-Grip	Power-Grip	Power-Grip
Opening	Dual-Side	Single-Side	Dual-Side	Dual-Side
Dual-Force	•	•	•	•
Ski carrier	-	Accessory 743	Accessory 718	Accessory 744
Straps	•	•	•	•
Central lock	•	•	•	•
Fits aero bars	•	•	•	•
Fits square bars	•	•	•	•
TÜV/GS approved	•	•	•	•
Fullfills City Crash norms	•	•	•	•
Colours/Art. no.	Silver glossy/660	Silver glossy/666	Silver glossy/679	Silver glossy/680
Miscellaneous		*Carving skis, max length 180 cm.	*Carving skis, max length 185 cm.	

### Accessories:



### Thule Boxlift 571

The smartest way to store a roof box. Lack of space in your garage? Would you like to load up and leave quickly? With the Thule Boxlift, you can easily lift up the box to the garage ceiling. This lift works perfectly, even for kayaks and surfboards.