


Applies To: **1988-00 Civic – ALL**
February 2002

Clunk From Rear Suspension

(Supersedes 00-006, dated August 2000)

SYMPTOM

A clunk from the rear suspension when going over rough or bumpy roads.

PROBABLE CAUSE

Broken rear trailing arm bushing(s).

CORRECTIVE ACTION

Replace the rear trailing arm bushing(s).

PARTS INFORMATION

Rear Trailing Arm Bushing: P/N 52385-S21-003

TOOL INFORMATION

Hub Driver: T/N 07965-6920201

Hub Base: T/N 07GAF-SE00401

WARRANTY CLAIM INFORMATION

In warranty: The normal warranty applies.

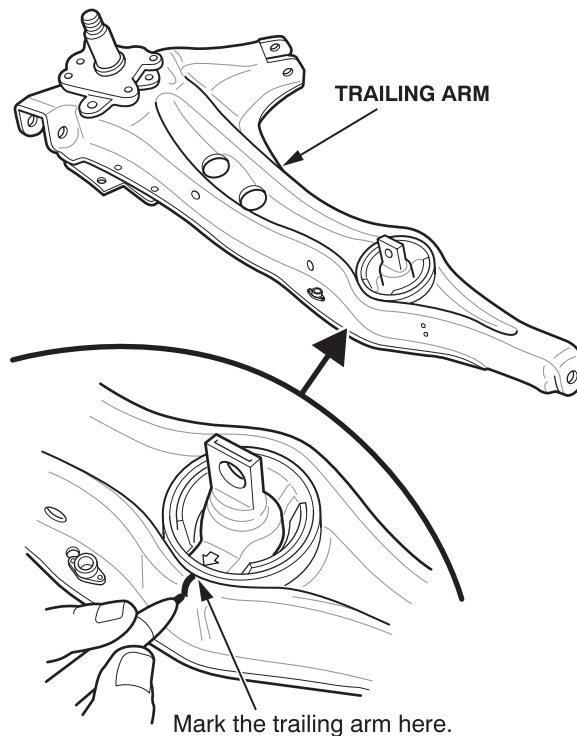
OP#	Description	FRT
419104	Replace right bushing	0.9
419103	Replace left bushing	0.9
419102	Replace both bushings	1.8

Failed Part: P/N 52385-SR3-000

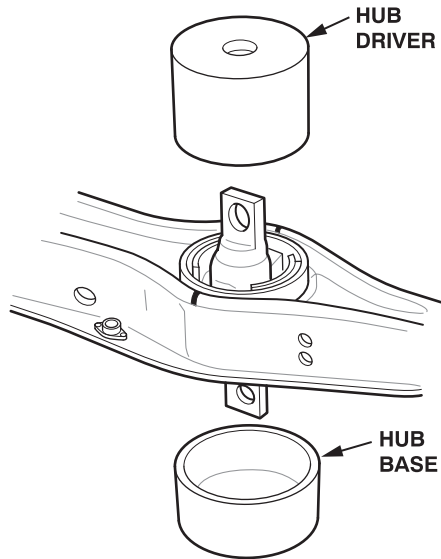
Defect Code: 042

REPAIR PROCEDURE

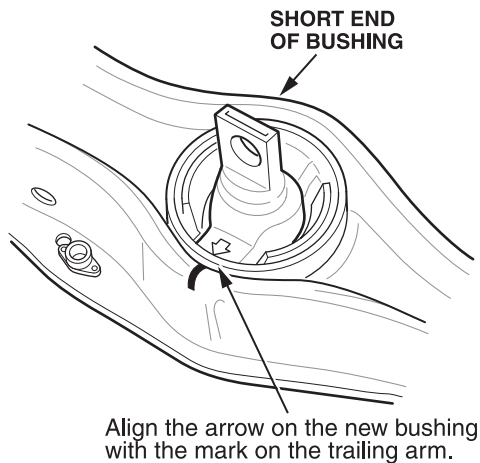
1. Remove the rear trailing arm. Refer to section 18 of the appropriate shop manual.
2. Mark the trailing arm at the top and at the bottom of the bushing.



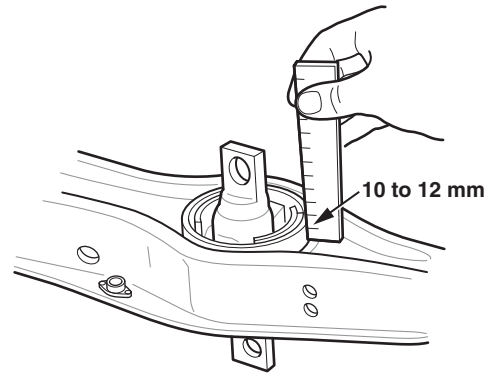
3. Place the arm on a hydraulic press, supported by the hub base, with the spindle facing up.



4. With the hub driver, press the old bushing out of the trailing arm.
5. Install the new bushing with the short end toward the outside of the vehicle. Align the arrow with the mark you made on the trailing arm.



6. Press the new bushing into the trailing arm until its edge is 10 to 12 mm above the surface of the arm.



7. Reinstall the trailing arm.
8. If necessary, repeat steps 1 thru 7 to install a new bushing in the other rear trailing arm.
9. Bleed the brake system. Refer to setion 19 of the appropriate shop manual.
10. Check the wheel alignment, and adjust it if necessary. Refer to section 18 of the appropriate shop manual.